



Choosing colours

outside



choosing colours made easy

1

Collect inspirational images from magazines and websites, build a colour mood board, use the British Paints Colouriser™ to visualise your colour. Build your colour scheme using the British Paints® colour booklets or visit britishpaints.com.au and britishpaints.co.nz



2

Test your colour choice with *British Paints* colour chips or sample pots. This is the best way to accurately confirm how the colours will look in your space.



3

Choose your gloss level:

- LOW SHEEN** Most popular for exterior walls
- SEMI GLOSS** Medium gloss level that withstands frequent cleaning
- GLOSS** Use to emphasise door and window trims

4

Record the name/s of your chosen colour on the back of this card alongside your *British Paints* products. Purchase your paint and handy tools from the paint aisle. Get started with helpful hints and tips at britishpaints.com.au and britishpaints.co.nz.



shopping list & colour selection

PRODUCT & GLOSS LEVEL

COLOURS/NOTES



- low sheen
- semi gloss
- gloss



- low sheen



- semi gloss
- gloss



- semi gloss
- gloss


OTHER HANDY TOOLS YOU'LL NEED:

- paint brush
- roller
- roller frame
- roller pole
- stirrer
- paint tray
- masking tape
- drop cloths
- ladder

HOW MUCH PAINT DO YOU NEED?

Use the **British Paints Paint Calculator** at: britishpaints.com.au or britishpaints.co.nz

Walls
Neutral Grey W



Trim


Lighten Up

Decor

Healing Spa



*Pair neutrals with a soft pastel
to create a refreshing and
serene space.*




Smiley White W




Twisted Rope W




Solid Stone W




Primal Instinct W




Salt and Sand **W**



Pathways **W**



Set in Stone **W**



Stone Path **W**



neutrals

Soft and relaxed neutrals are a popular choice for outside. Try layering neutrals tone on tone or, match a light neutral with a contrasting colour.



Walls


Refined Stone **W**



Love Note




Dark Silhouette



Fossil Record **MID**



Wombat Gully **EDT**




Elephant Run **EDT**



Ace of Clubs **EDT**

Weatherboards
Silver Treasure W



Crisp white pairs well with light or dark greys. It adds contrast to make the grey prominent.

Trim

Diamond White

Door

Playgroup

Slats

Grey Tablelands




Mountain Peak W


Cold Metal W

Universal W

Tabloid W



Grey Spirit **W**



Winter Haze **W**




Metal Links **W**




Slate Element **MID**

charcoal + greys

Darker greys add drama and elegance to your exterior. Lighter greys create a calm and tranquil look.



Walls
Mineral Salt **W**



*Door
& Fence*
Rhino Grey

Decor
French Bow

Trim
Lighten Up




Portal Grey **MID**



Top Shot **MID**




Grey Tablelands **EDT**



Black Ace **EB**

Weatherboards
Arctic Grey W




Trim

Dawn Frost

Decor

Home Grown



Green Silhouette W



Pencil Pine W



Wollemi Pine MID




Preserved Rainforest EDT



Blemish Free **W**



Barista Fare **W**



Yani's Earth **MID**



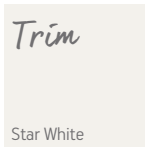

Rich Soil **EB**

earthy

Take inspiration from natural greens and earthy browns to give your home a warm and welcoming atmosphere. Pair against whites and neutrals for a contemporary look.

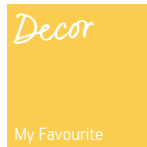


Weatherboards
Winter Grey **MID**




Trim

Star White



Decor


My Favourite




Charming White **W**



Cane Chair **W**



Stone Cave **MID**





Bass and Flinders **EDT**



<i>Trim</i>	<i>Post</i>	<i>Decor</i>
Love Note	Dark Silhouette	Harbour View

Weatherboards
White Disclosure W




Tea Light W


Foundation Stone W

Sandy Gorge W

Renewed Timber MID




Simply Vanilla **W**



Homestyle **W**



Island Sand **W**



Rich Sandstone **W**

coastal

Get that holiday feeling every day of the year with our coastal palette. Sand, salt and shell are perfect tones to create a beachside resort in your own home.



Feature wall
Costa Rica Blue **EB**

Decor



Peachy Dream

Dining


Arctic Crossing

Trim

Infinity White



Moon Ray **W**



River Star **W**



Healing Spa **W**



Kara Sea **EB**



Trim


Love Note

Decor


Mystery Island



*Accessorise with an accent colour
to add interest to your scheme.*



Lighten Up W



Status Cloud W




Systematic MID



Rhino Grey EDT




Infinity White **W**



Grey Fibre **W**



Barn Owl **W**




Prehistoric **EB**

timeless

For a classic exterior, try a neutral palette such as whites, creams and soft greys. These versatile colours are timeless and enduring.




Feature wall
Refined Stone **W**




Bench seat
Gentle Wind

Decor
Soft Marshmallow



Beige Bravado **W**



Winteridge **W**



Grey Change **MID**




Space Capsule **EDT**

colorbond®

Roof, gutters, fences and garage doors play a big part in an exterior colour scheme. To help you complete the look, British Paints® colours can be matched to Colorbond® colours.

Feature wall
Colorbond® Monument® EB



Main wall

Arctic Crossing

Roof

Colorbond®
Surfmist®

Door


Ace of Spades




colorbond®




Colorbond® Surfmist® **W**



Colorbond® Evening Haze® **W**



Colorbond® Dune® **W**



Colorbond® Jasper® **EDT**



Colorbond® Shale Grey™ **W**




Colorbond® Wallaby® **D**



Colorbond® Basalt® **EDT**




Colorbond® Woodland Grey® **EB**



Colorbond® Classic Cream® **W**



Colorbond® Manor Red **EB**



Colorbond® Deep Ocean® **EB**



Colorbond® Ironstone® **EDT**

For maximum street appeal, don't forget to consider windows, doors and other structural features such as paving and the letter box.

outside



- ✓ 25 year guarantee*
- ✓ protection against mould, fungus and algae†
- ✓ defence against the suns blistering rays
- ✓ initial rain barrier



- ✓ 25 year guarantee*
- ✓ one coat on previously painted, similar colours
- ✓ paint and primer in one

sample pot



So you've chosen your colour scheme but don't know what to do next? Your colour choice is available in a British Paints® sample pot. A sample pot is the only way to accurately confirm how the colours will look in your home.

preparation



- ✓ sealer, primer, undercoat and stain blocking
- ✓ interior and exterior surfaces
- ✓ water based (oil based also available)

doors & trim



- ✓ smooth finish
- ✓ non yellowing
- ✓ low odour
- ✓ interior and exterior surfaces



- ✓ easy to apply
- ✓ no undercoat required on most surfaces
- ✓ hard wearing and resilient

Get started with your painting project

plan

1. Test your British Paints® paint colour with colour chips or sample pots.
2. Choose your gloss level.
3. Calculate amount of paint you need using the *British Paints* Paint calculator.

prep

1. Protect plants and garden beds with drop cloths.
2. Clean all surfaces from dirt, grime, mould and mildew. Mask windows, doors, trims and fittings with painter's tape.
3. Check the surface preparation requirements on can.

paint

1. Mix paint thoroughly with a broad flat stirrer.
2. Choose your painting method: Brush, spray or roll.
3. Apply 2 coats ensuring the first coat is completely dry. Check instructions on can.

front cover colour scheme



Walls in British Paints® Cloudy Winter **W**
Trim in British Paints® Smiley White **W**
Door in British Paints® Mollusk Shell **EDT**

For more colour schemes go to

- britishpaints.com.au
- britishpaints.co.nz

British Paints Help and Advice: AUST 13 25 25 www.britishpaints.com.au NZ 0800 800 424 www.britishpaints.co.nz



*British Paints, the BP device, 4 Seasons and H2O Enamel are registered trade marks and Paint&Prime and Prep4in1 are trade marks of British Paints. †Colorbond and the Colorbond colour names and trade marks (registered and unregistered) of Bluescope Steel Limited.

†Excludes gloss Brunswick Green and Indian Red bases.

*British Paints 4 Seasons and Paint & Prime Exterior is guaranteed for 25 years against peeling, blistering and flaking. Refer to product label for full conditions. This guarantee does not limit and may not necessarily exceed your rights under the Competition and Consumer Act 2010. To make a claim under the warranty, please contact British Paints Help & Advice AU 13 25 25; NZ 0800 800 424.

Available at
BUNNINGS
warehouse

British Paints is exclusive to Bunnings Warehouse

